





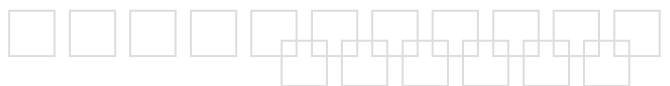
## Captrad GRP Structural Profiles

Are produced using glass reinforcements and Iso Polyester resins with a colouring system (grey standard). Captrad's standard lengths are 6m and a cutting service is available along with alternative resin and colour systems when a minimum production is ordered.

Profile	Dimensions (mm)	Weight (kg/m)
Angle	25x25x3	0.25
	50x50x3	0.53
	50x50x5	0.89
	50x50x6	0.99
	60x60x8	1.63
	75x75x4	0.99
	75x50x8	1.60
	76x76x9.35	2.35
	100x100x8	2.76
	100x75x8	2.22
	100x100x10	3.23
	125x75x10	3.20
Box	25x25x3	0.46
	32x32x3	0.68
	38x38x3	0.72
	38x38x5	1.19
	44x44x6	1.65
	51x51x3	1.10
	51x51x6	2.10
	51x51x38Ø	2.60
	60x60x4.5	1.80
	75x75x6	2.98
	100x100x4	2.75
	100x100x6	4.06
	101x51x6x3	2.26



# Captrad Ltd



Tel: 01695 280 510 □ Fax: 01695 732566 □ [sales@captrad.com](mailto:sales@captrad.com)




## Captrad GRP Structural Profiles


Are produced using glass reinforcements and Iso Polyester resins with a colouring system (grey standard). Captrad's standard lengths are 6m and a cutting service is available along with alternative resin and colour systems when a minimum production is ordered.

Profile	Dimensions (mm)	Weight (kg/m)
Wide Flange Beam	150x150x10	7.10
	200x200x10	9.55
U-Channel	44.5x20x3.2	0.43
	70x30x5	1.08
	73x25x5	1.08
	100x40x5	1.43
	100x50x6	2.04
	120x60x8	3.23
	150x50x6	2.44
	200x60x8	4.00
	200x80x8	5.15
Hand Rail F800	78x51	1.84
Hand Rail	68x50	1.31
I Beams	101x51x6	2.24
	150x75x6	3.11
Kerb Angle	38x25x6	1.22
Planks	400 wide	4.7
Flat Strip	80x3	0.43
Round Tube	38x33	0.56
Ladder Rung	34x25	0.67
Toe Plate	150 x15x13	1.07

If you can't see the profile you require please contact us as we may have the tooling profile in stock.



# Captrad Ltd



Tel: 01695 280510 □ Fax: 01695 732566 □ [sales@captrad.com](mailto:sales@captrad.com)