


Captrad GRP Composite Grating




**GRP Grating
Composite Grating Panels**

GRP Grating

Captrad produces all types of **grp gratings / fibreglass grating** from **moulded grp gratings** and **pultruded grp grating** which provide an efficient and cost effective solution for all **grp flooring**, walkways and decking areas requiring long term performance in very aggressive and corrosive/chemical environments. GRP Grating is manufactured from glass reinforced thermoset resins, Captrad's grp grating is an excellent choice to replace conventional steel and aluminium grating systems in such aggressive/hazardous environments.

Captrad's **fiberglass grating** has a density one-quarter that of steel and two-thirds that of aluminium which considerably simplifies installation and handling of our FRP grating panels. Unlike metallic grating, moulded/pultruded grating can be easily cut on site using only hand tools, the **grp open mesh flooring** allows a variety of tools to be used when fabricating. The ease of handling fiberglass grating makes it the ideal grating to install in difficult access areas as personal can carry it. Fiberglass Grating due to its light weight falls easily within H&S limits.

Along with Captrad Grating we also offer a full range of GRP Structural Profiles that can support and complement any fabricated structure. We can assist with design and offer a fabrication service thus you will receive a finished working product.



Benefits of GRP Grating

Excellent Chemical and Corrosion Resistance - withstands the most corrosive conditions

65% Lighter than Steel - easier to handle and less expensive to install

Slip Resistant- improves safety, reduces slips

Non-Conductive – eliminates electrical/thermal hazards

Maintenance-Free Life - cuts life cycle costs dramatically

Electronically Transparent - will not affect electromagnetic/radio frequencies

Easy to Fabricate - reduces installation costs



GRP Grating - Panel Sizes

Thickness (mm)	Grating Mesh (mm)	Sheet size (mm)	Colours Stocked	Top Surface	Resin
12.7	50 x 50	1220 x 3660	black, grey, yellow	GRITTED	ISO-FR
38	38 x 100	464 x 3661	grey	GRITTED	ISO-FR
54	50 x 50 COVERED	1220 x 3660	grey	GRITTED	ISO-FR
25	38 x 38	1000 x 2000	yellow	GRITTED	ISO-FR
25	38 x 38	1000 x 3000	green	GRITTED	ISO-FR
25	38 x 38	1000 x 3000	black	GRITTED	ISO-FR
25	38 x 38	1000 x 3000	grey	GRITTED	ISO-FR
25	38 x 38	1000 x 3000	yellow	GRITTED	ISO-FR
30	14 x 14 MINIMESH	1247 x 4047	grey or beige	GRITTED	ISO-FR
25	38 x 38	1226 x 3664	grey	SMOOTH	ISO-FR
38	38 x 100	1220 x 3660	grey	GRITTED	ISO-FR
38	38 x 100	1220 x 3660	black	GRITTED	ISO-FR
38	38 x 100	1220 x 3660	yellow	GRITTED	ISO-FR
38	38 x 38	1000 x 2000	green	GRITTED	ISO-FR
38	38 x 38	1000 x 3000	green	GRITTED	ISO-FR
38	38 x 38	1220 x 3660	grey	GRITTED	ISO-FR
38	38 x 38	1220 x 3660	yellow	GRITTED	ISO-FR
38	38 x 100	540 x 3663	grey	GRITTED	ISO-FR
38	38 x 38	1000 x 3000	brown	GRITTED	PHENOLIC
41	38 x 38 COVERED	1220 x 3660	grey	GRITTED	ISO-FR
50	50 x 50	1220 x 3660	green or grey	GRITTED	ISO-FR
50 - HIGH LOAD CAPACITY	50 x 100	1220 x 1826	yellow	GRITTED	VE-FR


Thickness (mm)	Grating Mesh (mm)	Sheet size (mm)	Colours Stocked	Top Surface	Resin
MOULDED TREADS					
38	38 x 152	572 x 3660	green, grey or yellow	GRITTED	ISO-FR
38	TREAD	460 x 200	grey	GRITTED	ISO-FR
38	TREAD	200 x 1200	grey	GRITTED	ISO-FR
38	TREAD	200 x 600	grey	GRITTED	ISO-FR
38	TREAD	200 x 600	grey	GRITTED	ISO-FR
38	TREAD	200 x 949	grey	GRITTED	ISO-FR

GRP Grating Load Tables

Concentrate Line Load (Kg/M) -- Deflection in MM					
Span (mm)	Type	150	300	600	750
610	25x38x38	1.68	3.55	6.71	8.2
	38x38x38	0.67	1.19	2.5	3.08
	50x50x50	0.5	0.82	1.77	3.35
	25x25x100	1.7	3.48	6.9	8.65
914	25x38x38	5.89	12.15	---	---
	38x38x38	1.79	3.65	7.39	9.31
	50x50x50	1.1	2.22	5.18	10.1
	25x25x100	4.75	8.9	16.52	20.65
1219	25x38x38	11.65	---	---	---
	38x38x38	4.8	9.71	19.62	---
	50x50x50	1.95	3.97	9.99	---
	25x25x100	---	---	---	---

Uniform Load (Kg/M ²) -- Deflection in MM					
Span (mm)	Type	500	1000	2000	3500
610	25x38x38	2.15	4.25	8.3	14.58
	38x38x38	0.83	1.59	3.14	5.48
	50x50x50	0.6	0.99	1.79	3.93
	25x25x100	1.9	3.77	7.5	---
914	25x38x38	11.33	22.23	---	---
	38x38x38	3.53	7.12	14.19	---
	50x50x50	2.16	4.03	7.77	17.66
	25x25x100	6.75	12.69	24.85	---
1219	25x38x38	---	---	---	---
	38x38x38	12.34	25.09	---	---
	50x50x50	5.04	10.19	20.11	---
	25x25x100	---	---	---	---

Surface Types



Captrad GRP Grating

A Division of Captrad Ltd

6a Gratton Place
East Gillibrands
Skelmersdale
WN8 9UE

Tel: 01695 280510
Fax: 01695 732566
sales@captrad.com
www.captrad.com

